


Introductory sub-table (I)(a)

|                                                                                                       |  |                                                           |                                                                                                      |
|-------------------------------------------------------------------------------------------------------|--|-----------------------------------------------------------|------------------------------------------------------------------------------------------------------|
| Name of the Company: Octo International Limited                                                       |  |                                                           |                                                                                                      |
| Scrip Code: 523151.                                                                                   |  | Name of the scrip, class of security: Equity              |                                                                                                      |
| Quarter Begins: APR2011                                                                               |  | Quarter ended: JUNE:2011                                  |                                                                                                      |
|                                                                                                       |  |                                                           |                                                                                                      |
| Partly paid-up shares:- No. of partly paid-up shares                                                  |  | As a % of total no. of partly paid-up shares              | As a % of total no. of shares of the company                                                         |
| Held by promoter/promoter group                                                                       |  | 0                                                         | 0                                                                                                    |
| Held by public                                                                                        |  | 0                                                         | 0                                                                                                    |
| <b>Total</b>                                                                                          |  | 0                                                         | NIL                                                                                                  |
|                                                                                                       |  |                                                           |                                                                                                      |
| Outstanding convertible securities:- No. of outstanding securities                                    |  | As a % of total no. of outstanding convertible securities | As a % of total no. of shares of the company, assuming full conversion of the convertible securities |
| Held by promoter/promoter group                                                                       |  | 0                                                         | 0                                                                                                    |
| Held by public                                                                                        |  | 0                                                         | 0                                                                                                    |
| <b>Total</b>                                                                                          |  | 0                                                         | NIL                                                                                                  |
|                                                                                                       |  |                                                           |                                                                                                      |
| Warrants:- No. of warrants                                                                            |  | As a % of total no. of warrants                           | As a % of total no. of shares of the company, assuming full conversion of warrants                   |
| Held by promoter/promoter group                                                                       |  | 0                                                         | 0                                                                                                    |
| Held by public                                                                                        |  | 0                                                         | 0                                                                                                    |
| <b>Total</b>                                                                                          |  | 0                                                         | NIL                                                                                                  |
| Total paid-up capital of the company, assuming full conversion of warrants and convertible securities |  | 2593624                                                   |                                                                                                      |


For OCTO INTERNATIONAL LIMITED

 Director

**OTCO INTERNATIONAL LTD Statement Showing Shareholding Pattern AS ON 30-06-2011**


| Category code | Category of Shareholder                                  | Number of Shareholders | Table (I)(a)           |                                              | Total shareholding as a percentage of total number of shares |                             | Shares Pledged or otherwise encumbered |                        |
|---------------|----------------------------------------------------------|------------------------|------------------------|----------------------------------------------|--------------------------------------------------------------|-----------------------------|----------------------------------------|------------------------|
|               |                                                          |                        | Total number of shares | Number of shares held in dematerialized form | As a percent age of (A+B)                                    | As a percent age of (A+B+C) | Number of shares                       | As a percentag e       |
|               |                                                          |                        |                        |                                              | (VI)                                                         | (VII)                       |                                        |                        |
| (I)           | (II)                                                     | (III)                  | (IV)                   | (V)                                          | (VI)                                                         | (VII)                       | (VIII)                                 | (IX)= (VIII)/(IV) *100 |
| (A)           | Shareholding of Promoter and Promoter Group <sup>2</sup> |                        |                        |                                              |                                                              |                             |                                        |                        |
| 1             | Indian                                                   |                        |                        |                                              |                                                              |                             |                                        |                        |
| (a)           | Individuals                                              | 2                      | 374437                 | 239550                                       | 14.44                                                        | 14.44                       | 0                                      | 0.00                   |
| (b)           | Central Government/ State Government(s)                  | 0                      | 0                      | 0                                            | 0.00                                                         | 0.00                        | 0                                      | 0                      |
| (c)           | Bodies Corporate                                         | 0                      | 0                      | 0                                            | 0.00                                                         | 0.00                        | 0                                      | 0                      |
| (d)           | Financial Institutions/ Banks                            | 0                      | 0                      | 0                                            | 0.00                                                         | 0.00                        | 0                                      | 0                      |
| (e)           | Any Others(Specify)                                      | 0                      | 0                      | 0                                            | 0.00                                                         | 0.00                        | 0                                      | 0                      |
| (e-i)         |                                                          |                        |                        |                                              |                                                              |                             |                                        |                        |
| (e-ii)        |                                                          |                        |                        |                                              |                                                              |                             |                                        |                        |

For OTCO INTERNATIONAL LIMITED

  
 Director


|          |                                                                                             |          |               |               |              |              |          |             |
|----------|---------------------------------------------------------------------------------------------|----------|---------------|---------------|--------------|--------------|----------|-------------|
|          |                                                                                             |          |               |               |              |              |          |             |
|          | <b>Sub Total(A)(1)</b>                                                                      | <b>2</b> | <b>374437</b> | <b>239550</b> | <b>14.44</b> | <b>14.44</b> | <b>0</b> | <b>0.00</b> |
|          |                                                                                             |          |               |               |              |              |          |             |
| <b>2</b> | <b>Foreign</b>                                                                              |          |               |               |              |              |          |             |
| a        | Individuals (Non-Residents<br>Individuals/<br>Foreign<br>Individuals)                       | 0        | 0             | 0             | 0.00         | 0.00         | 0        | 0.00        |
| b        | Bodies Corporate                                                                            | 0        | 0             | 0             | 0.00         | 0.00         | 0        | 0.00        |
| c        | Institutions                                                                                | 0        | 0             | 0             | 0.00         | 0.00         | 0        | 0.00        |
| d        | Qualified Foreign Investor                                                                  | 0        | 0             | 0             | 0.00         | 0.00         | 0        | 0.00        |
| e        | Any<br>Others(Specify)                                                                      | 0        | 0             | 0             | 0.00         | 0.00         | 0        | 0.00        |
| e-i      |                                                                                             |          |               |               |              |              |          |             |
| e-ii     |                                                                                             |          |               |               |              |              |          |             |
|          |                                                                                             |          |               |               |              |              |          |             |
|          | <b>Sub Total(A)(2)</b>                                                                      | <b>0</b> | <b>0</b>      | <b>0</b>      | <b>0.00</b>  | <b>0.00</b>  | <b>0</b> | <b>0.00</b> |
|          |                                                                                             |          |               |               |              |              |          |             |
|          | <b>Total<br/>Shareholding of<br/>Promoter and<br/>Promoter Group<br/>(A)= (A)(1)+(A)(2)</b> | <b>2</b> | <b>374437</b> | <b>239550</b> | <b>14.44</b> | <b>14.44</b> | <b>0</b> | <b>0.00</b> |
|          |                                                                                             |          |               |               |              |              |          |             |

For GTCO INTERNATIONAL LIMITED

  
Director


|            |                                                  |          |          |          |             |             |          |          |
|------------|--------------------------------------------------|----------|----------|----------|-------------|-------------|----------|----------|
| <b>(B)</b> | <b>Public shareholding</b>                       |          |          |          |             |             |          |          |
| <b>1</b>   | <b>Institutions</b>                              |          |          |          |             |             |          |          |
| (a)        | Mutual Funds/<br>UTI                             | 0        | 0        | 0        | 0.00        | 0.00        | 0        | 0        |
| (b)        | Financial<br>Institutions /<br>Banks             | 0        | 0        | 0        | 0.00        | 0.00        | 0        | 0        |
| (c)        | Central<br>Government/<br>State<br>Government(s) | 0        | 0        | 0        | 0.00        | 0.00        | 0        | 0        |
| (d)        | Venture Capital<br>Funds                         | 0        | 0        | 0        | 0.00        | 0.00        | 0        | 0        |
| (e)        | Insurance<br>Companies                           | 0        | 0        | 0        | 0.00        | 0.00        | 0        | 0        |
| (f)        | Foreign<br>Institutional<br>Investors            | 0        | 0        | 0        | 0.00        | 0.00        | 0        | 0        |
| (g)        | Foreign Venture<br>Capital Investors             | 0        | 0        | 0        | 0.00        | 0.00        | 0        | 0        |
| (h)        | Qualified Foreign<br>Investor                    | 0        | 0        | 0        | 0.00        | 0.00        | 0        | 0        |
| (i)        | Any Other<br>(specify)                           | 0        | 0        | 0        | 0.00        | 0.00        | 0        | 0        |
| (i-ii)     |                                                  |          |          |          |             |             |          |          |
| (i-ii)     |                                                  |          |          |          |             |             |          |          |
|            | <b>Sub-Total (B)(1)</b>                          | <b>0</b> | <b>0</b> | <b>0</b> | <b>0.00</b> | <b>0.00</b> | <b>0</b> | <b>0</b> |
| <b>B 2</b> | <b>Non-institutions</b>                          |          |          |          |             |             |          |          |
| (a)        | Bodies Corporate                                 | 45       | 681830   | 226,061  | 26.29       | 26.29       | 0        | 0        |
| (b)        | Individuals                                      | 0        | 0        | 0        | 0.00        | 0.00        | 0        | 0        |

For CICO INTERNATIONAL LIMITED

  
Director


|            |                                                                                                      |            |                |                |               |               |          |          |
|------------|------------------------------------------------------------------------------------------------------|------------|----------------|----------------|---------------|---------------|----------|----------|
| I          | Individuals -i.<br>Individual<br>shareholders<br>holding nominal<br>share capital up<br>to Rs 1 lakh | 593        | 382301         | 211,840        | 14.74         | 14.74         | 0        | 0        |
| II         | ii. Individual<br>shareholders<br>holding nominal<br>share capital in<br>excess of Rs. 1<br>lakh.    | 12         | 1152184        | 831,300        | 44.42         | 44.42         | 0        | 0        |
| (c)        | Qualified Foreign<br>Investor                                                                        | 0          | 0              | 0              | 0.00          | 0.00          | 0        | 0        |
| (d)        | Any Other<br>(specify)                                                                               | 0          | 0              | 0              | 0.00          | 0.00          | 0        | 0        |
| (d-i)      | NRI                                                                                                  | 4          | 1027           | 1027           | 0.04          | 0.04          | 0        | 0        |
| (d-ii)     | Clearing Member                                                                                      | 2          | 1845           | 1845           | 0.07          | 0.07          | 0        | 0.00     |
|            | <b>Sub-Total (B)(2)</b>                                                                              | <b>656</b> | <b>2219187</b> | <b>1272073</b> | <b>85.56</b>  | <b>85.56</b>  | <b>0</b> | <b>0</b> |
| <b>(B)</b> | <b>Total Public<br/>Shareholding (B)=<br/>(B)(1)+(B)(2)</b>                                          | <b>656</b> | <b>2219187</b> | <b>1272073</b> | <b>85.56</b>  | <b>85.56</b>  | <b>0</b> | <b>0</b> |
|            | <b>TOTAL (A)+(B)</b>                                                                                 | <b>658</b> | <b>2593624</b> | <b>1511623</b> | <b>100.00</b> | <b>100.00</b> | <b>0</b> | <b>0</b> |

For GTCO INTERNATIONAL LIMITED


  
Director

|     |                                                                                  |            |                |                |               |               |          |          |
|-----|----------------------------------------------------------------------------------|------------|----------------|----------------|---------------|---------------|----------|----------|
| (C) | Shares held by Custodians and against which Depository Receipts have been issued |            |                |                |               |               |          |          |
| 1   | Promoter and Promoter Group                                                      | 0          | 0              | 0              | 0.00          | 0.00          | 0        | 0        |
| 2   | Public                                                                           | 0          | 0              | 0              | 0.00          | 0.00          | 0        | 0        |
|     | <b>Sub-Total (C)</b>                                                             | <b>0</b>   | <b>0</b>       | <b>0</b>       | <b>0.00</b>   | <b>0.00</b>   | <b>0</b> | <b>0</b> |
|     |                                                                                  |            |                |                |               |               |          |          |
|     | <b>GRAND TOTAL (A)+(B)+(C)</b>                                                   | <b>658</b> | <b>2593624</b> | <b>1511623</b> | <b>100.00</b> | <b>100.00</b> | <b>0</b> | <b>0</b> |

For CTCO INTERNATIONAL LIMITED

 *vandrew*  
Director

For CTCO INTERNATIONAL LIMITED

 *vandrew*  
Director

(1)(b) Statement showing holding of securities (including shares, warrants, convertible securities) of persons belonging to the category "Promoter and Promoter Group".

| Sr. No.      | Name of the shareholder | Details of Shares held |                                   | Encumbered shares (%) |                         |                                                        | Details of warrants     |                                                   | Details of convertible securities     |                                                                 | Total shares (including underlying shares assuming full conversion of warrants and convertible securities) as a % of diluted share capital |
|--------------|-------------------------|------------------------|-----------------------------------|-----------------------|-------------------------|--------------------------------------------------------|-------------------------|---------------------------------------------------|---------------------------------------|-----------------------------------------------------------------|--------------------------------------------------------------------------------------------------------------------------------------------|
|              |                         | Number of shares held  | As a % of grand total (A)+(B)+(C) | No.                   | As a percentage         | As a % of grand total (A)+(B)+(C) of sub-clause (I)(a) | Number of warrants held | As a % total number of warrants of the same class | Number of convertible securities held | As a % total number of convertible securities of the same class |                                                                                                                                            |
| (I)          | (II)                    | (III)                  | (IV)                              | (V)                   | (VI) = (V) / (II) * 100 | (VII)                                                  | (VIII)                  | (IX)                                              | (X)                                   | (XI)                                                            | (XII)                                                                                                                                      |
| 1            | Collin R Timms          | 230062                 | 8.87                              | 0                     | 0.00                    | 0.00                                                   | 0                       | 0                                                 | 0                                     | 0                                                               | 0                                                                                                                                          |
| 2            | Olinda Timms            | 144375                 | 5.57                              | 0                     | 0.00                    | 0.00                                                   | 0                       | 0                                                 | 0                                     | 0                                                               | 0                                                                                                                                          |
| <b>TOTAL</b> |                         | <b>374437</b>          | <b>14.44</b>                      | <b>0</b>              | <b>0.00</b>             | <b>0.00</b>                                            | <b>0</b>                | <b>0</b>                                          | <b>0</b>                              | <b>0</b>                                                        | <b>0</b>                                                                                                                                   |

For GTCO INTERNATIONAL LIMITED

 Andrew  
Director


(1)(c)(i) Statement showing holding of securities (including shares, warrants, convertible securities) of persons belonging to the category "Public" and holding more than 1% of the total number of shares

| Sr. No.      | Name of the shareholder            | Number of shares held | Shares as a percentage of total number of shares (i.e., Grand Total (A)+(B)+(C) indicated in Statement at para (1)(a) above) | Details of warrants     |                                                   | Details of convertible                |                                                                  | Total shares (including underlying shares assuming full conversion) |
|--------------|------------------------------------|-----------------------|------------------------------------------------------------------------------------------------------------------------------|-------------------------|---------------------------------------------------|---------------------------------------|------------------------------------------------------------------|---------------------------------------------------------------------|
|              |                                    |                       |                                                                                                                              | Number of warrants held | As a % total number of warrants of the same class | Number of convertible securities held | % w.r.t total number of convertible securities of the same class |                                                                     |
| 1            | Lalitha Devadasan                  | 26250                 | 1.01                                                                                                                         | 0                       | 0                                                 | 0                                     | 0                                                                | 0                                                                   |
| 2            | Timin Drye                         | 75000                 | 2.89                                                                                                                         | 0                       | 0                                                 | 0                                     | 0                                                                | 0                                                                   |
| 3            | Red Dr V K Samuel                  | 288750                | 11.13                                                                                                                        |                         |                                                   |                                       |                                                                  |                                                                     |
| 4            | P S J Devadasan                    | 234375                | 9.04                                                                                                                         | 0                       | 0                                                 | 0                                     | 0                                                                | 0                                                                   |
| 5            | Rajender Singh                     | 197560                | 7.62                                                                                                                         | 0                       | 0                                                 | 0                                     | 0                                                                | 0                                                                   |
| 6            | Ashok Kumar Kothari                | 80728                 | 3.11                                                                                                                         | 0                       | 0                                                 | 0                                     | 0                                                                | 0                                                                   |
| 7            | Asbok Kothari                      | 100250                | 3.87                                                                                                                         | 0                       | 0                                                 | 0                                     | 0                                                                | 0                                                                   |
| 8            | Francis I Alphonso                 | 49062                 | 1.89                                                                                                                         | 0                       | 0                                                 | 0                                     | 0                                                                | 0                                                                   |
| 9            | Kautilya Venture Capital Co Ltd    | 116070                | 4.48                                                                                                                         | 0                       | 0                                                 | 0                                     | 0                                                                | 0                                                                   |
| 10           | Comet Holding Ltd                  | 113625                | 4.38                                                                                                                         | 0                       | 0                                                 | 0                                     | 0                                                                | 0                                                                   |
| 11           | Opportunity Microfinance India Ltd | 381250                | 14.70                                                                                                                        | 0                       | 0                                                 | 0                                     | 0                                                                | 0                                                                   |
| <b>TOTAL</b> |                                    | <b>1662920</b>        | <b>64.12</b>                                                                                                                 | <b>0</b>                | <b>0</b>                                          | <b>0</b>                              | <b>0</b>                                                         | <b>0</b>                                                            |

1 Statement showing holding of securities (including shares, warrants, convertible securities) of persons (together with PAC) belonging to the category "Public" and holding more than 5% of the total number of shares of the company

| Sr. No.      | Name(s) of the shareholder(s) and the Persons Acting in Concert (PAC) with them | Number of shares | Shares as a percentage of total number of shares (i.e., Grand Total (A)+(B)+(C) Indicated in Statement at para (1)(a) above) | Details of warrants |                                                   | Details of convertible                |                                                                  | Total shares (including underlying shares assuming full) |
|--------------|---------------------------------------------------------------------------------|------------------|------------------------------------------------------------------------------------------------------------------------------|---------------------|---------------------------------------------------|---------------------------------------|------------------------------------------------------------------|----------------------------------------------------------|
|              |                                                                                 |                  |                                                                                                                              | Number of warrants  | As a % total number of warrants of the same class | Number of convertible securities held | % w.r.t total number of convertible securities of the same class |                                                          |
| 1            | Opportunity Microfinance India Ltd                                              | 381250           | 14.70                                                                                                                        | 0                   | 0                                                 | 0                                     | 0                                                                | 0                                                        |
| 2            | Red Dr V K Samuel                                                               | 288750           | 11.13                                                                                                                        | 0                   | 0                                                 | 0                                     | 0                                                                | 0                                                        |
| 3            | P S J Devadasan                                                                 | 234375           | 9.04                                                                                                                         | 0                   | 0                                                 | 0                                     | 0                                                                | 0                                                        |
| 4            | Rajender Singh                                                                  | 197560           | 7.62                                                                                                                         | 0                   | 0                                                 | 0                                     | 0                                                                | 0                                                        |
| <b>TOTAL</b> |                                                                                 | <b>1101935</b>   | <b>42.49</b>                                                                                                                 | <b>0</b>            | <b>0</b>                                          | <b>0</b>                              | <b>0</b>                                                         | <b>0</b>                                                 |

For CICO INTERNATIONAL LIMITED

  
Director




(I)(d) Statement showing details of locked-in shares

| Sr. No.      | Name of the shareholder | Number of locked-in shares | Locked-in shares as a percentage of total number of shares (i.e., Grand Total (A)+(B)+(C) indicated in Statement at para (I)(a) above) |
|--------------|-------------------------|----------------------------|----------------------------------------------------------------------------------------------------------------------------------------|
| 1            | NIL                     | NIL                        | 0.00                                                                                                                                   |
|              |                         |                            |                                                                                                                                        |
| <b>TOTAL</b> |                         | <b>0</b>                   | <b>0.00</b>                                                                                                                            |

(II)(a) Statement showing details of Depository Receipts (DRs)

| Sr. No.      | Type of outstanding DR (ADRs, GDRs, SDRs, etc.) | Number of outstanding DRs | Number of shares underlying outstanding DRs | Shares underlying outstanding DRs as a percentage of total number of shares (i.e., Grand Total (A)+(B)+(C) indicated in Statement at para (I)(a)) |
|--------------|-------------------------------------------------|---------------------------|---------------------------------------------|---------------------------------------------------------------------------------------------------------------------------------------------------|
| 1            | NIL                                             | NIL                       | NIL                                         | NIL                                                                                                                                               |
| <b>TOTAL</b> |                                                 | <b>0</b>                  | <b>0</b>                                    | <b>0.00</b>                                                                                                                                       |

For CFCO INTERNATIONAL LIMITED

 Director