


SHARES HOLDING PATTERN FOR QUARTER ENDED DEC 2012

Introductory sub-table (I)(a)

Name of the Company: Octo International Limited			
Scrip Code:523151		Name of the scrip, class of security: Equity	
Quarter Begins:OCT -12		Quarter ended: DEC 2012	
Partly paid-up shares:-			
	No. of partly paid-up shares	As a % of total no. of	As a % of total no. of shares of
Held by promoter/promoter group	0	0	0
Held by public	0	0	0
Total	0	NIL	NIL
Outstanding convertible securities:-			
	No. of outstanding securities	As a % of total no. of outstanding convertible securities	As a % of total no. of shares of the company, assuming full conversion of the convertible securities
Held by promoter/promoter group	0	0	0
Held by public	0	0	0
Total	0	NIL	NIL
Warrants:-			
	No. of warrants	As a % of total no. of warrants	As a % of total no. of shares of the company, assuming full conversion of warrants
Held by promoter/promoter group	0	0	0
Held by public	0	0	0
Total	0	NIL	NIL
Total paid-up capital of the company, assuming full conversion of warrants and		2593624	


For **OTCO INTERNATIONAL LIMITED**



Director

Table (I)(a)								
Category code	Category of Shareholder	Number of Shareholders	Total number of shares	Number of shares held in dematerialized form	Total shareholding as a percentage of total number of shares		Shares Pledged or otherwise encumbered	
					As a percentage of (A+B)	As a percentage of (A+B+C)	Number of Shares	As a percentage
(I)	(II)	(III)	(IV)	(V)	(VI)	(VII)	(VIII)	(IX)= (VIII)/(IV)*100
(A)	Shareholding of Promoter and Promoter Group²							
1	Indian							
(a)	Individuals	2	374437	239550	14.44	14.44	0	0.00
(b)	Central Government/ State Government(s)	0	0	0	0.00	0.00	0	0
(c)	Bodies Corporate	0	0	0	0.00	0.00	0	0
(d)	Financial Institutions/ Banks	0	0	0	0.00	0.00	0	0
(e)	Any Others(Specify)	0	0	0	0.00	0.00	0	0
(e-i)								
(e-ii)								
	Sub Total(A)(1)	2	374437	239550	14.44	14.44	0	0.00
2	Foreign							
a	Individuals (Non-Residents Individuals/ Foreign Individuals)	0	0	0	0.00	0.00	0	0.00
b	Bodies Corporate	0	0	0	0.00	0.00	0	0.00
c	Institutions	0	0	0	0.00	0.00	0	0.00
d	Qualified Foreign	0	0	0	0.00	0.00	0	0.00
e	Any Others(Specify)	0	0	0	0.00	0.00	0	0.00
e-i								
e-ii								
	Sub Total(A)(2)	0	0	0	0.00	0.00	0	0.00


For OTCO INTERNATIONAL LIMITED



Director

	Total Shareholding of Promoter and Promoter Group (A)= (A)(1)+(A)(2)	2	374437	239550	14.44	14.44	0	0.00
(B)	Public shareholding							
1	Institutions							
(a)	Mutual Funds/ UTI	0	0	0	0.00	0.00	0	0
(b)	Financial Institutions / Banks	0	0	0	0.00	0.00	0	0
(c)	Central Government/ State Government(s)	0	0	0	0.00	0.00	0	0
(d)	Venture Capital Funds	0	0	0	0.00	0.00	0	0
(e)	Insurance Companies	0	0	0	0.00	0.00	0	0
(f)	Foreign Institutional Investors	0	0	0	0.00	0.00	0	0
(g)	Foreign Venture Capital Investors	0	0	0	0.00	0.00	0	0
(h)	Qualified Foreign	0	0	0	0.00	0.00	0	0
(i)	Any Other (specify)	0	0	0	0.00	0.00	0	0
(i-ii)								
(i-ii)								
	Sub-Total (B)(1)	0	0	0	0.00	0.00	0	0
B 2	Non-institutions							
(a)	Bodies Corporate	45	681830	225361	26.29	26.29	0	0
(b)	Individuals	0	0	0	0.00	0.00	0	0
I	Individuals -i. Individual shareholders holding nominal share capital up to Rs 1 lakh	592	382066	215605	14.73	14.73	0	0
II	ii. Individual shareholders holding nominal share capital in excess of Rs. 1 lakh.	12	1152184	831300	44.42	44.42	0	0
(c)	Qualified Foreign	0	0	0	0.00	0.00	0	0
(d)	Any Other (specify)	0	0	0	0.00	0.00	0	0
(d-i)	NRI	4	1027	1027	0.04	0.04	0	0
(d-ii)	Clearing Member	3	2080	2080	0.08	0.08		
	Sub-Total (B)(2)	656	2219187	1275373	85.56	85.56	0	0


For OTCO INTERNATIONAL LIMITED



Director

(B)	Total Public Shareholding (B) = (B)(1)+(B)(2)	656	2219187	1275373	85.56	85.56	0	0
	TOTAL (A)+(B)	658	2593624	1514923	100.00	100.00	0	0
(C)	Shares held by Custodians and against which Depository Receipts have been issued							
1	Promoter and Promoter Group	0	0	0	0.00	0.00	0	0
2	Public	0	0	0	0.00	0.00	0	0
	Sub-Total (C)	0	0	0	0.00	0.00	0	0
					0.00	0.00	0	0
	GRAND TOTAL	658	2593624	1514923	100.00	100.00	0	0

For OTCO INTERNATIONAL LIMITED



Director

(1)(b) Statement showing holding of securities (including shares, warrants, convertible securities) of persons belonging to the category "Promoter and Promoter Group"

Sr. No.	Name of the shareholder	Details of Shares held			Encumbered shares (*)		Details of warrants		Details of convertible securities		Total shares (including underlying shares assuming full conversion of warrants and convertible securities) as a % of diluted share capital
		Number of shares held	As a % of grand total (A) + (B) + (C)	No.	As a percentage (VI) = (V) / (I) * 100	As a % of grand total (A) + (B) + (C) of sub-clause (1)(a)	Number of warrants held	As a % total number of warrants of the same class	Number of convertible securities held	As a % total number of convertible securities of the same class	
(i)	(ii)	(iii)	(iv)	(v)	(vi) = (v) / (i) * 100	(vii)	(viii)	(ix)	(x)	(xi)	(xii)
1	Collin R Timms	230062	8.87	0	0.00	0.00	0	0	0	0	0
2	Olinda Timms	144375	5.57	0	0.00	0.00	0	0	0	0	0
TOTAL		374437	14.44	0	0.00	0.00	0	0	0	0	0

FOR OICO INTERNATIONAL LIMITED



Director

(1)(c)(i) Statement showing holding of securities (including shares, warrants, convertible securities) of persons belonging to the category "Public" and holding more than 1% of the total number of shares

Sr. No.	Name of the shareholder	Number of shares held	Shares as a percentage of total number of shares (i.e. Grand Total (A)+(B)+(C) indicated in Statement at para (1)(a) above)	Details of warrants		Details of convertible		Total shares (including underlying shares assuming full conversion of
				Number of warrants held	As a % of total number of warrants of the same class	Number of convertible securities held	% w.r.t total number of convertible securities of the same class	
1	Lalitha Devadasan	26250	1.01	0	0	0	0	0
2	Timm Dye	75000	2.89	0	0	0	0	0
3	Red Dr. V. K Samuel	288750	11.13	0	0	0	0	0
4	P S J Devadasan	234375	9.04	0	0	0	0	0
5	Rajender Singh	197560	7.62	0	0	0	0	0
6	Ashok Kumar Kohari	80728	3.11	0	0	0	0	0
7	Ashok Kohari	100250	3.87	0	0	0	0	0
8	Francis I Alphonso	49062	1.89	0	0	0	0	0
9	Kautilya Venture Capital Co Ltd	116070	4.48	0	0	0	0	0
10	Comet Holding Ltd	113625	4.38	0	0	0	0	0
11	Opportunity Microfinance India Ltd	381250	14.70	0	0	0	0	0
TOTAL		1662920	64.12	0	0	0	0	0

1 Statement showing holding of securities (including shares, warrants, convertible securities) of persons (together with PAC) belonging to the category "Public" and holding more than 5% of the total number of shares of the company

Sr. No.	Name(s) of the shareholder(s) and the Persons Acting in Concert (PAC) with them	Number of shares	Shares as a percentage of total number of shares (i.e. Grand Total (A)+(B)+(C) indicated in Statement at para (1)(a))	Details of warrants		Details of convertible		Total shares (including underlying shares assuming full conversion of
				Number of warrants	As a % of total number of warrants of the same class	Number of convertible securities held	% w.r.t total number of convertible securities of the same class	
1	Opportunity Microfinance India	381250	14.70	0	0	0	0	0
2	Red Dr. V. K Samuel	288750	11.13	0	0	0	0	0
3	P S J Devadasan	234375	9.04	0	0	0	0	0
4	Rajender Singh	197560	7.62	0	0	0	0	0
TOTAL		1101935	42.49	0	0	0	0	0

FOR OTCO INTERNATIONAL LIMITED

 Director


(I)(d) Statement showing details of locked-in shares

Sr. No.	Name of the shareholder	Number of locked-in shares	Locked-in shares as a percentage of total number of shares (i.e. Grand Total (A)+(B)+(C) indicated in Statement at para
1	NIL	NIL	0.00
TOTAL		0	0.00

(II)(a) Statement showing details of Depository Receipts (DRs)

Sr. No.	Type of outstanding DR (ADRs, GDRs, SDRs, etc.)	Number of outstanding DRs	Number of shares underlying outstanding DRs	Shares underlying outstanding DRs as a percentage of total number of shares (i.e. Grand Total (A)+(B)+(C) indicated in Statement at para (I)(a) above)
1	NIL	NIL	NIL	NIL
TOTAL		0	0	0.00

For OYCO INTERNATIONAL LIMITED


Director